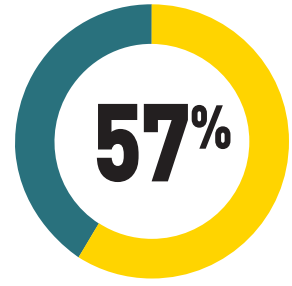


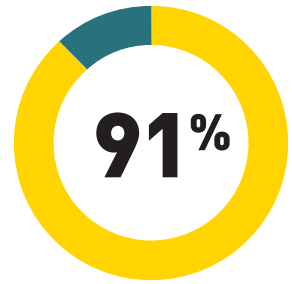
6,196
STUDENTS

↑ 7%
STUDENT FTE

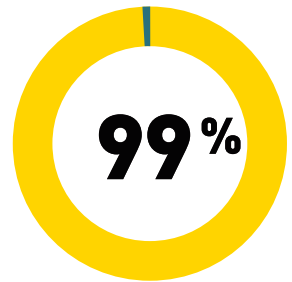
↑ 3% HIGH SCHOOL **↑ 16%** ADULT



GRADUATION
80% COMPLETION



PLACEMENT



LICENSURE

The above percentages will not be finalized until March 2023

943
SCHOLARSHIPS
\$751,871
Awarded

426
OCCUPATIONAL
ADVISORY COMMITTEE
MEMBERS

340
OCCUPATIONAL
ADVISORY COMMITTEE
COMPANIES

AVERAGE WAGE INCREASE

Adult annual increase in wages from before training to after graduation

	WAGE INCREASE	% INCREASE
900+ Hour Programs	\$10,374	85%
< 900 Hour Programs	\$5,787	44%

CUMULATIVE ADULT STUDENT ROI (Increased wages less student-paid cost of training) **\$4,617,116**

36 PROGRAMS

SIMMONS BUSINESS RESOURCE CENTER

SMALL BUSINESS DEVELOPMENT CENTER

411 Clients served **107** Jobs created

\$15,480,068
Cumulative increase in revenue and capital

WORKFORCE EDUCATION AND CUSTOM FIT

191 Companies served **2,659** Workers trained

51,504
Training hours delivered

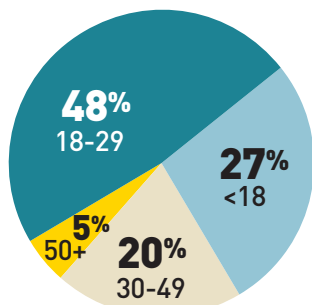


Carmen Enríquez, 2022 Student of the Year

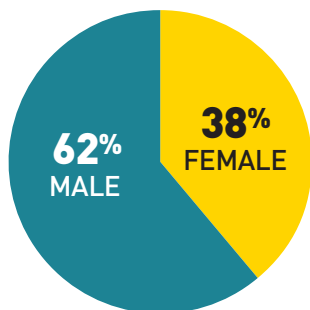
After completing her Job Corps program, Enríquez took a position cleaning Northrop Grumman facilities and found herself fascinated with the large projects they worked on. Seeing the many possibilities it would offer her, she chose Davis Tech's Composite Material Technology program.

"Davis Tech made it possible for me to come to school, have a job, and access the resources I needed to keep coming without breaks," said Enríquez. "Students who feel like they can't go to college, at Davis Tech, you can!"

WHO ARE OUR STUDENTS?



AGE



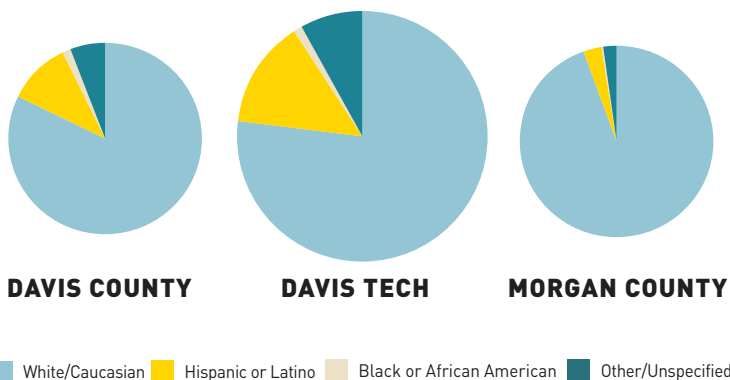
GENDER

STUDENTS WHO WERE INCARCERATED

200
Adults

20
Juveniles

DEMOGRAPHICS



\$2¹⁰
PER HOUR FOR TUITION

\$3,019
AVERAGE TOTAL PROGRAM COST

(Including tuition, fees, books and materials)

2 MONTHS
AVERAGE TIME TO EARN BACK THE COST OF TRAINING

99%
OF OUR STUDENTS INCURRED **NO COLLEGE DEBT**

1,070

DAVIS TECH STUDENTS WHO LATER ENROLLED IN OTHER HIGHER EDUCATION INSTITUTIONS:



652



109



60



56



30

OTHER INSTITUTIONS

163