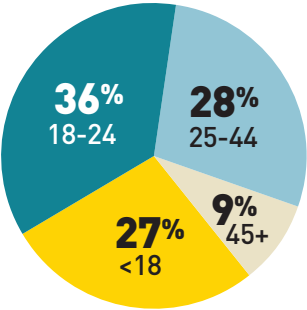
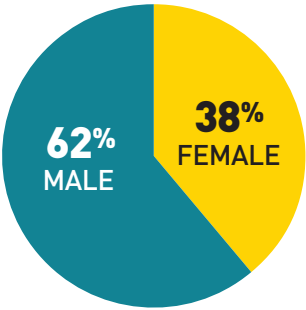




WHO ARE OUR STUDENTS?

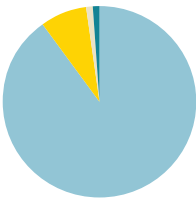


AGE

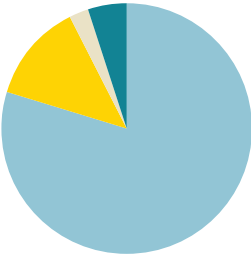


GENDER

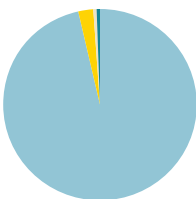
DEMOGRAPHICS



DAVIS COUNTY



DAVIS TECH



MORGAN COUNTY

White/Caucasian Hispanic or Latino Black or African American Other/Unspecified

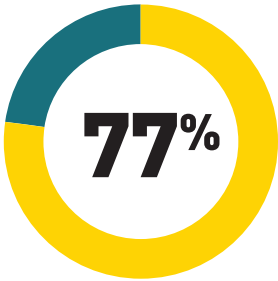
STUDENTS WHO ARE INCARCERATED: Adult – 154 Juvenile - 4

AVERAGE WAGE INCREASE

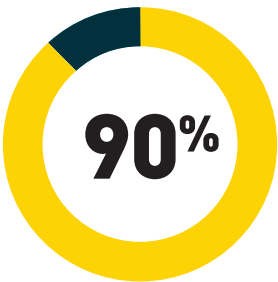
Annual increase in wages from before training to after graduation

	WAGE INCREASE*	% INCREASE
900+ Hour Programs	\$10,374	85%
< 900 Hour Programs	\$5,787	44%

YTD CUMULATIVE STUDENT ROI (Increased wages less student-paid cost of training) ▶ \$5,601,880



COMPLETION



PLACEMENT



LICENSURE

544 ▶ OCCUPATIONAL ADVISORY COMMITTEE MEMBERS

OCCUPATIONAL ADVISORY COMMITTEE COMPANIES ◀ 354

BUSINESS RESOURCE CENTER

SMALL BUSINESS DEVELOPMENT CENTER

765 Clients served  
131 New business starts  
120 Jobs created  
\$19,212,450 Revenue and capital infusion increases

WORKFORCE EDUCATION AND CUSTOM FIT

3,591 Workers trained  
215 Companies  
90,996 Training hours delivered

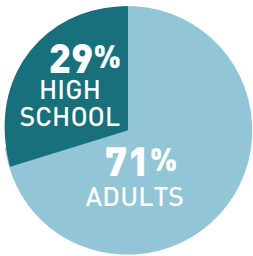
UTAH WORKS

46 Workers trained and employed



**BAILEY HAMBLIN, 2021 Student of the Year**

Bailey Hamblin decided technical education was the right choice for her after a near-fatal car accident. She was inspired by the first responders and the hospital emergency room staff who saved her life. At this point, Hamblin knew she wanted a career working in an intensive care unit (ICU). Hamblin chose Davis Tech's Surgical Tech program to gain hands-on training for her dream career as a surgical technician.



**6,709**  
STUDENTS

**↑ 4%**  
ENROLLED  
HEADCOUNT  
YEAR-OVER-YEAR

**2** MONTHS  
AVERAGE TIME  
TO EARN BACK THE  
COST OF STUDENT  
TRAINING

**99%**  
OF OUR  
STUDENTS INCUR  
**NO COLLEGE  
DEBT**

**\$2<sup>45</sup>**  
PER HOUR FOR **TUITION**

**\$3,752**  
AVERAGE TOTAL  
PROGRAM COST  
(Including tuition, fees,  
books and materials)

**↑ 12%** **↑ 1%**  
HIGH SCHOOL ADULTS

**36** PROGRAMS

**791**  
SCHOLARSHIPS  
TOTALING  
**\$441,916**

**\$1** **▶ \$2<sup>54</sup>**  
EVERY \$1 FROM THE STATE  
GENERATES \$2.54 OF OUTPUT\*

\*2018 Regional Economic Impacts Report from  
Kem C. Gardner Policy Institute at the  
University of Utah

**1,281**

DAVIS TECH STUDENTS WHO ENROLLED IN  
OTHER HIGHER EDUCATION INSTITUTIONS:



853



78



79



54



30



187